

Warmbier Test Equipment

SRM200 Pocket Digital Surface Resistance Test Kit

Full featured Surface Resistance Testing Kit with data storage and temperature and humidity testing .

The SRM200 Resistance Meter can be used to measure resistance on work surfaces, floors, chairs, carts, clothing, packaging materials, etc. The measured value is shown on an LCD display that indicates whether the value is conductive, dissipative, or insulative. The SRM200 also has an integrated temperature and humidity sensor, the measured values are also shown on the LCD display.



The measurements can be performed either with the built-in measurement electrodes on the underside of the instrument, with external probes such as the **SR400 Miniprobe** or the **SR820 Lightweight Travel Electrodes**. Performed measurements with external measuring electrode meet the requirements of ANSI/ESD STM4.1, ANSI/ESD STM7.1, ANSI/ESDSTM2.1, ANSI/ESD STM12.1

Data Logging and Report Export

All readings can be stored in the SRM200 built-in memory and which can be easily transferred to PC via USB cable. The measurement data can be filtered and exported to a CSV file.

Applications:

Measures the resistances of surfaces. Suitable for factory audits and test lab evaluations. Measures RTT and RTG, Temperature, Humidity.

This document is prepared for our customers as a service, and is to the best of our knowledge true and accurate. However, it is understood and agreed by the users of this document that we will accept no liability for the conclusions reached. Users of this document may therefore wish to perform additional testing before determining that products mentioned are suitable.



Features

- Digital LCD Screen
- Store and Download Measurements to a Computer Via USB
- Two Lightweight Probes
- Mini-Probe Included
- Measures Temperature and Humidity
- Conductive Carrying Case
- Certificate of Calibration

SRM200 Tester

Data Logging and Report Export

All readings can be stored in the SRM200 built-in memory and which can be easily transferred to PC via USB cable. The measurement data can be filtered and exported to a CSV file. A measurement report can be produced with the following data points: Specimen ID, Resistance Classification, Device Serial Number, Resistance, Temperature, Humidity, Date, Min, Max and Comments.

ID	Folder name	Device	Resistance	Temp.	Hum.	Date	Comment	Min	Max
1	Conductive	200911002	5.1E+3	18	44	2009-12-14 10:11:36	Conductive bag 1	1E+03	1E+05
1	Conductive	200911002	5.1E+3	19	44	2009-12-14 10:11:47	Conductive bag 2	1E+03	1E+05
1	Conductive	200911002	3.0E+10	19	44	2009-12-14 10:12:24	Conductive bag 3	1E+03	1E+05
2	Dissipative	200911002	3.4E+10	19	44	2009-12-14 10:11:54	Dissipative bag 1	1E+05	1E+11
2	Dissipative	200911002	1.2E+9	19	44	2009-12-14 10:12:05	Dissipative bag 2	1E+05	1E+11

REPORT

Report Title
Date: 2010.03.02 13:53:52
Author: Your Name

ID	Folder name	Device	Resistance	Temp.	Hum.	Date	Comment	Min	Max
1	Conductive	200911002	5.1E+3	18	44	2009-12-14 10:11:36		1E+03	1E+05
1	Conductive	200911002	5.1E+3	19	44	2009-12-14 10:11:47		1E+03	1E+05
1	Conductive	200911002	3.0E+10	19	44	2009-12-14 10:12:24		1E+03	1E+05
2	Dissipative	200911002	3.4E+10	19	44	2009-12-14 10:11:54		1E+05	1E+11
2	Dissipative	200911002	1.2E+9	19	44	2009-12-14 10:12:05		1E+05	1E+11

1. Socket for external probes
2. LCD-Display
3. Range LED's

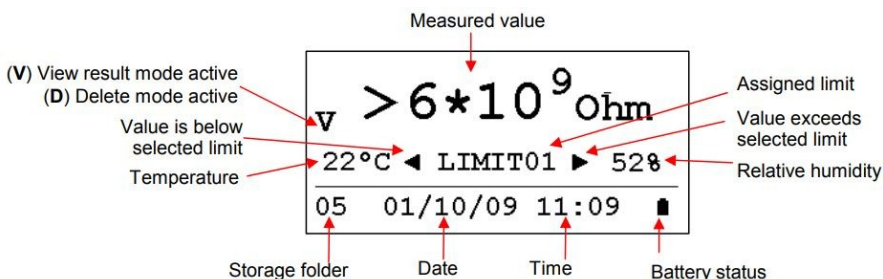
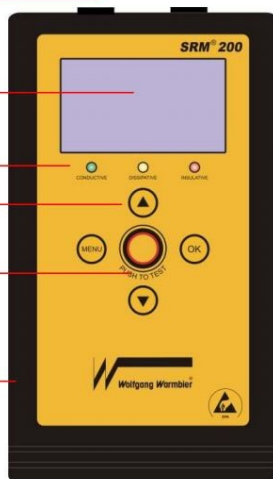
LED	Measuring range	Definition
Green	$< 1 \times 10^3 \Omega - 9 \times 10^4 \Omega$	Electrostatic conductive
Yellow	$1 \times 10^5 \Omega - 9 \times 10^{10} \Omega$	Electrostatic dissipative
Red	$\geq 1 \times 10^{11} \Omega$	Electrostatic insulating

4. Buttons Up / Down / MENU / OK

Button	Function
MENU	- Open menu - Return from sub-menu
OK	- Confirm or change value
▼	- Increase value - Scroll down in menu
▲	- Decrease value - Scroll up in menu

Simultaneously pressing ▲ ▼ turns the instrument off.

5. "Push to test" button to switch ON and start measurement
6. USB connector for battery charger and PC connection



SRM200 Tester



For the point-to-point measurement on small packaging and inside cavities such as vacuum formed trays and other products with short distances, such as conveyor belts, etc. Complies with ANSI/ESD STM 11.13-2004



For resistance-to-ground and point-to-point resistance measurements. This type of electrode should be used in accordance with IEC 61340-5-1



Designed to be used with resistance meters to evaluate ESD flooring according to ANSI ESD20.20. The probe is held in the hand while performing Walking Tests and other resistance measurements.



Verify the calibration of the SRM200 with the Veribox Decade Box. Resistance decade boxes can quickly and accurately simulate resistance for quickly testing the accuracy of ESD testers and meters.

Model SRM200

Test range:

Specifications

10³-10¹² ohm

Test voltage:

Open Circuit Voltage 100

(auto switches above > 1 MOhm)

Accuracy:

+ 5%

Operation:

Battery Operated

Display:

LCD-Display

Probes:

Built in electrodes.

Two Lightweight external probes

Hand Probe

Two Point Probe

Part Numbers:

7100.SRM200.K

Surface Resistance Meter, Case

7100.SRM200.VK

Surface Resistance Meter, Mini and Lightweight Probes, Case

7100.SRM200.SK51:

SRM200 & EFM51 Kit

7100.820:

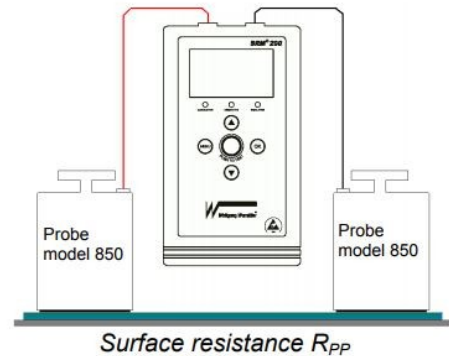
External Lightweight Probes

7100.410:

Mini Probe Probes

7220.45:

Hand Probe



About Transforming Technologies

Since 1998, Transforming Technologies has helped electronic manufacturing facilities to protect their products and processes from the many serious problems associated with static electricity.

Transforming Technologies offers a wide range of unique and outstanding products to detect, protect, eliminate and monitor electrostatic charges. Our products are integral components of an effective static control program.